

A YEAR IN REVIEW

FY23 ANNUAL REPORT BY THE NUMBERS



36,961

PATIENTS SERVED

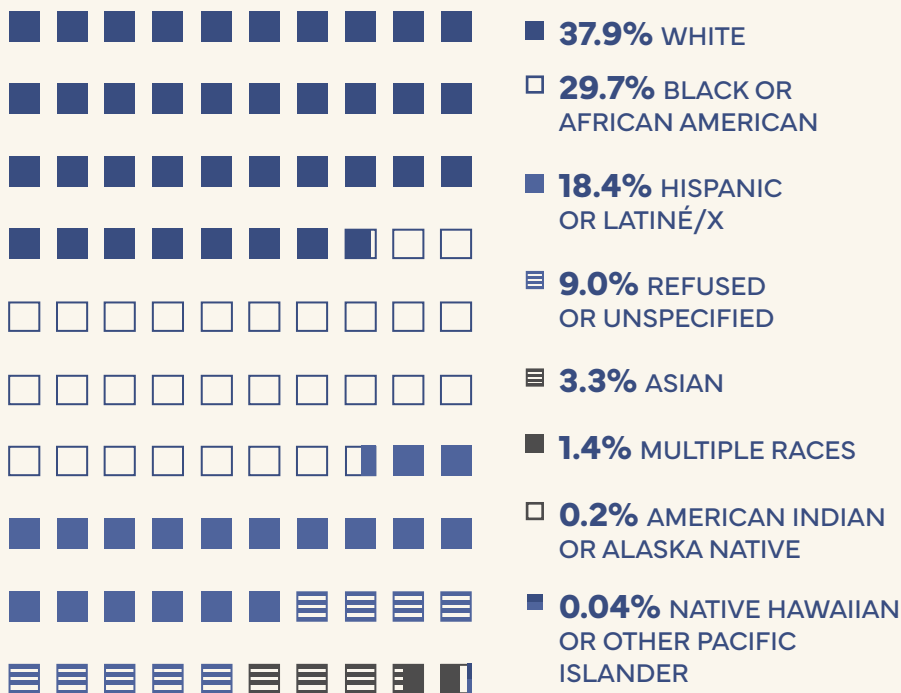
10,701
ON MEDICAID

1,413
ON MEDICARE

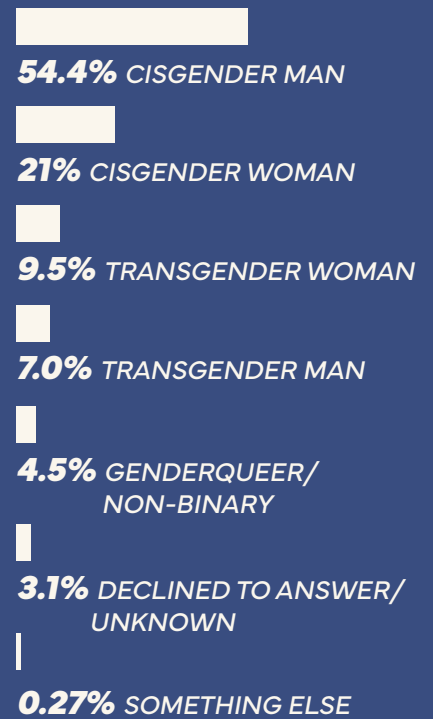
14,240
PRIVATELY INSURED

10,607
UNINSURED

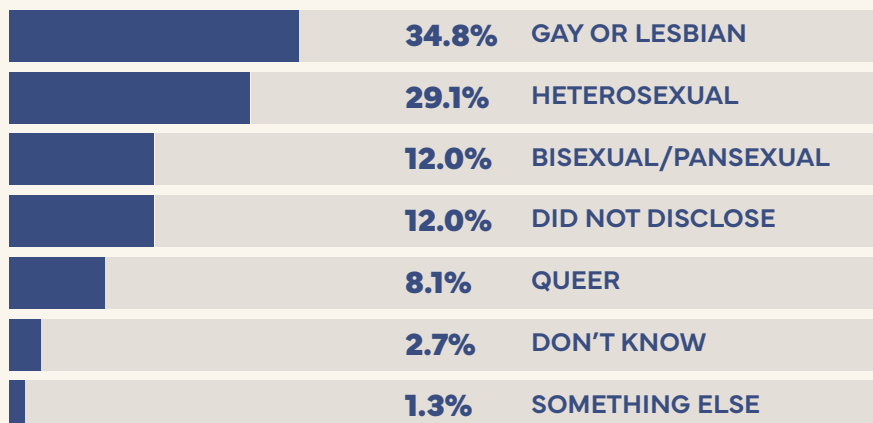
RACE/ETHNICITY



GENDER



SEXUALITY



1,190 ZIP CODES SERVED

INCOME LEVEL

71.8% <200% FPL
18.5% >200% FPL
9.7% unknown

HIV CARE

5,447 NUMBER OF HIV+ PATIENTS

35,328 HIV SCREENINGS

92.9% LINKAGE TO CARE RATE
(new diagnoses linked to care within 30 days)

156 - +
NEWLY DIAGNOSED PATIENTS

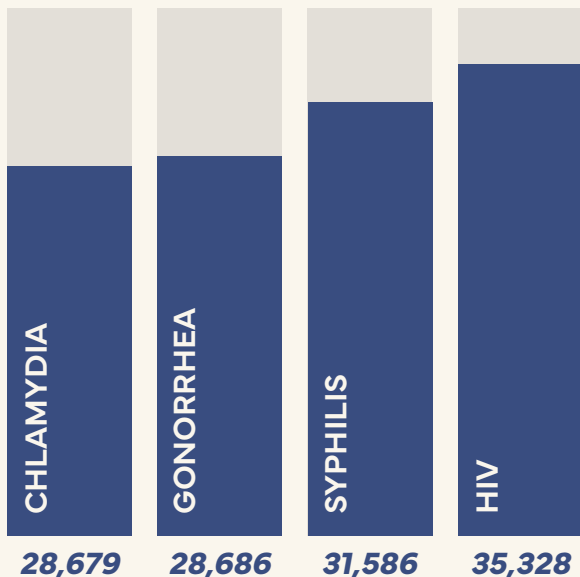
124,279
TOTAL STIs SCREENED FOR
AT
38,158
STI-RELATED VISITS

589 OUTREACH STI SCREENINGS

8,456

TELEHEALTH VISITS

SCREENINGS BY TYPE



2,468

PATIENTS WHO INITIATED PrEP

PATIENT NUMBERS

2,102

DENTAL PATIENTS

2,709

BEHAVIORAL HEALTH PATIENTS

34,421

PRIMARY CARE PATIENTS